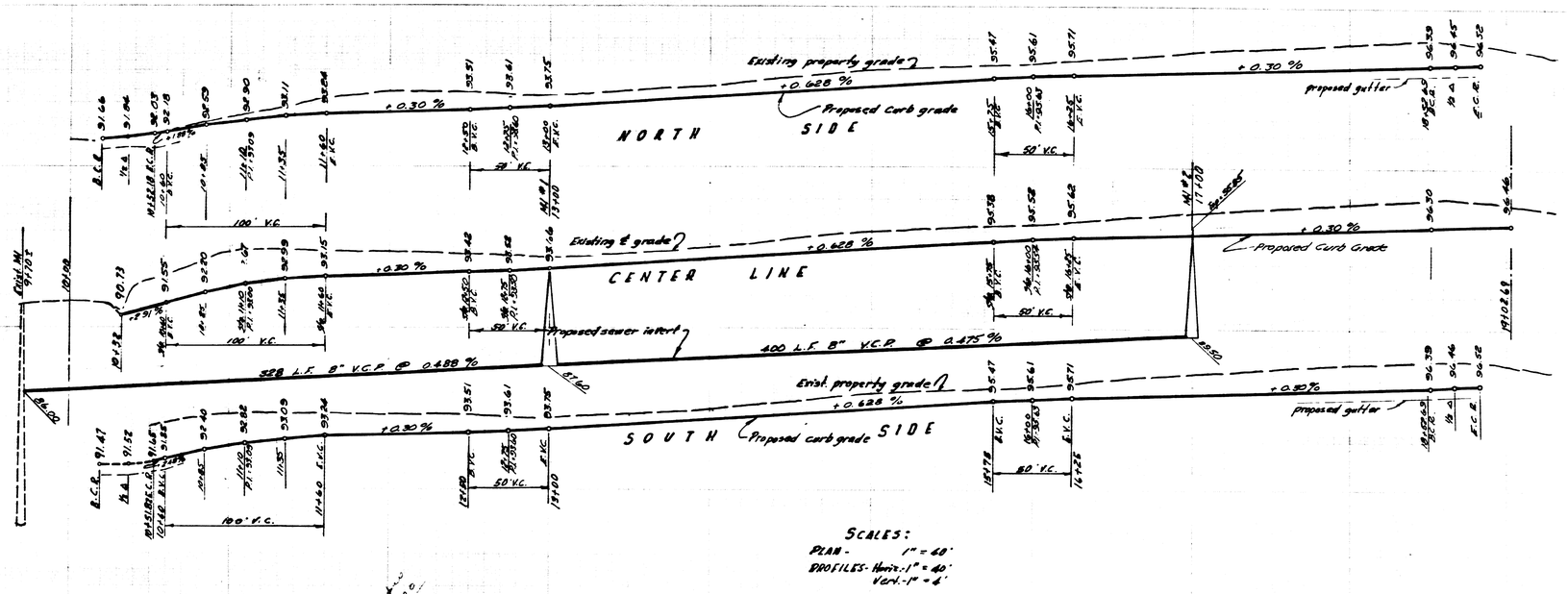

SCALES:
PLAN - 1" = 40'
PROFILES - Horiz. - 1" = 40'
Vert. - 1" = 4'

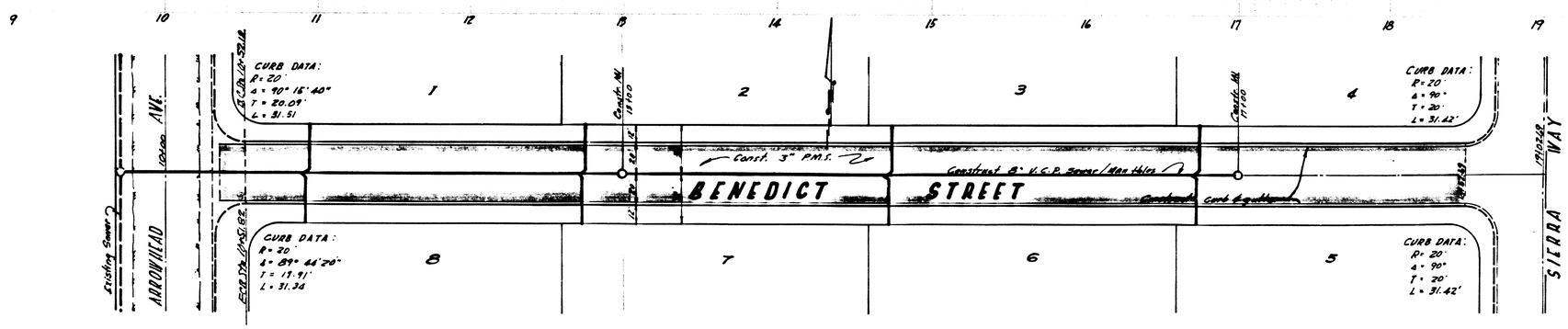

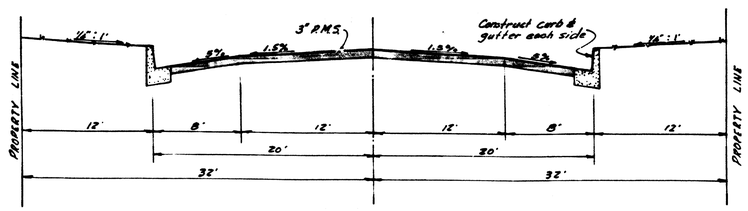

TYPICAL SECTION

SCALES:
Horiz. - 1" = 6'
Vert. - 1" = 2'

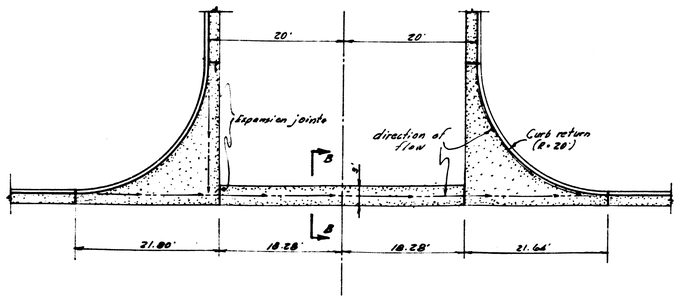

TYPICAL CROSS-GUTTER

SCALE - 1" = 10'

SECTION "D-B"

Scale - 1" = 2'

△1 Revised 5-17-61 Street Grades R.L.N.

NORMAN A. NESTE
CIVIL ENGINEER
236 W. Fifth St. San Bernardino, Calif.
Date Calif. Reg. No. 12173

DEPARTMENT OF ENGINEERING
CITY OF SAN BERNARDINO

IMPROVEMENT PLAN
TRACT 5907

SUBMITTED BY
APPROVED Signed on Sheet 1 19
CITY ENGINEER
REGISTERED CIVIL ENGINEER NO.

REFERENCE
DRAWN BY J.H.C.
CHECKED BY

DRAW 2726
SHEET 3 OF 4